

SunDrive APU+

Advanced Power Units

- A Powerful new dawn in Remote Power
- Break-thru in Reliability and Economics for Remote Power Production
- Unparalleled efficiency



© NASA/Goddard Space Flight Center/SOHO
Spectacular: A beautiful prominence eruption producing a coronal mass ejection (CME) shot off the east limb of the sun yesterday evening at 5:43pm.



WALL MOUNT



ENERGY CELL

FORM FACTORS

QUIET *NO FUEL*

APU + Features

- Outstanding Efficiency: Upto 50% Lower Production Cost
- 20-75 Volts Solar Input, 12 or 24 Volts Output,
- Advance Logging: Power Produced/Consumed, Battery Health
- Auto-Reseting Fuses on Output I for Failsafe Remote Operation.
- Upto 5.2 or 7.2kWh per Cell using GC2 or GC2T Format 6V Batteries
- Temp compensated-multistage charge manager maximizes battery LifeSpan
- Widely Programmable via IR Handheld Control with Dual Lighting control with Lux Control
- Sealed IP68 Protected Electronics / No Terminals

APU+ Logging Features

- Important data sets for last 24 months
- Detail data sets for last 30 days
- Daily Power “In from PV” “Out to Loads / Light burn time”
- Peak PV Power and Peak Load.
- Battery Health & State of Charge End of Day
- Numerous Status and error Indications





- **OPTIONAL BREAKER BOX FOR MULTIPLE LOADS**

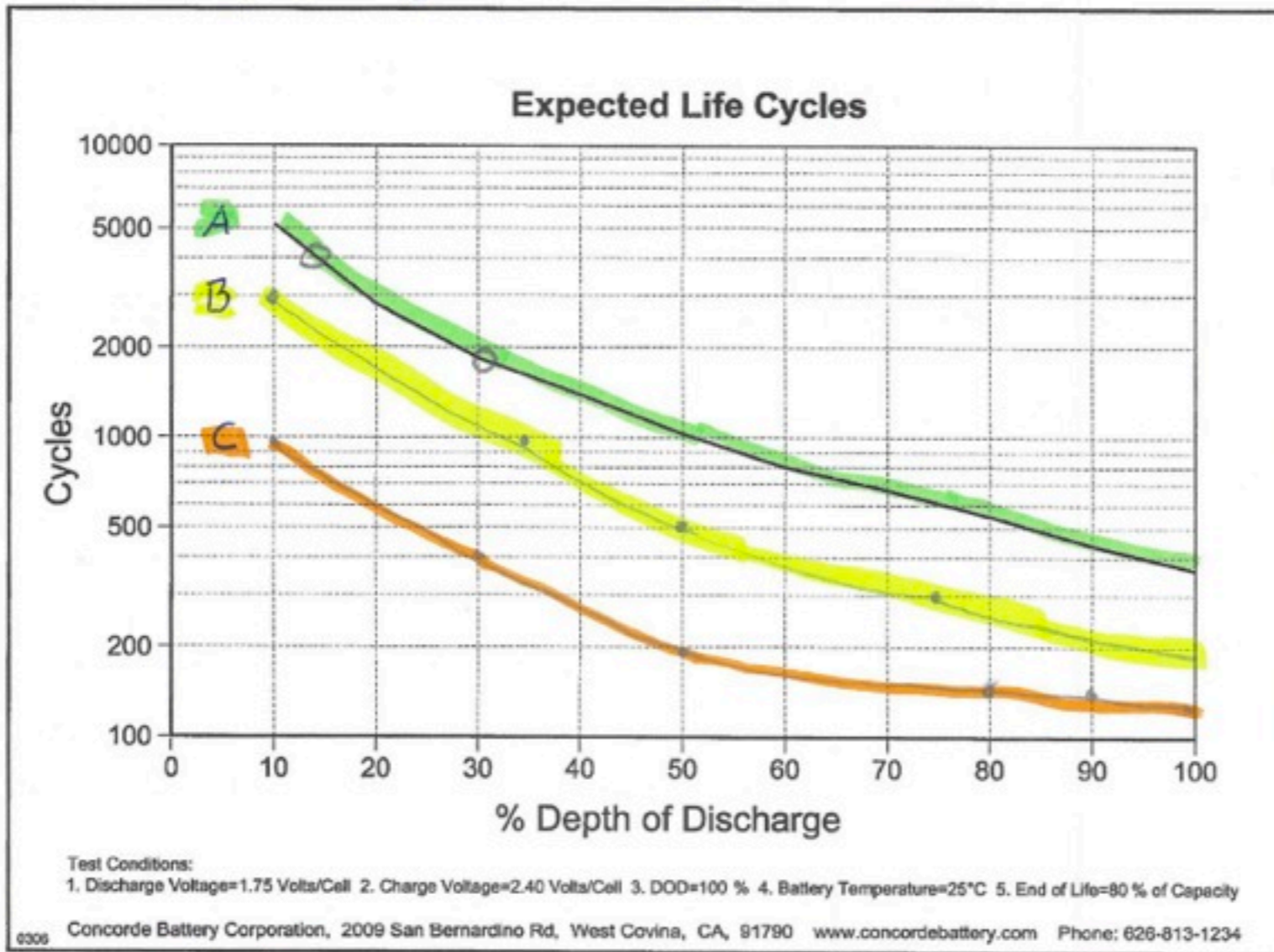
Simple Setup

- Reliable >>
- Set it and Forget it.



A 2-80watt lights 6 hours/day = 16% = 4000 = 11 years
 4-80watt lights 6 hour/day = 32% = 1800 = 5 years

Copyright © Concorde Battery Corporation 2011



SUM XTENDER
 ...the heart of your solar system®

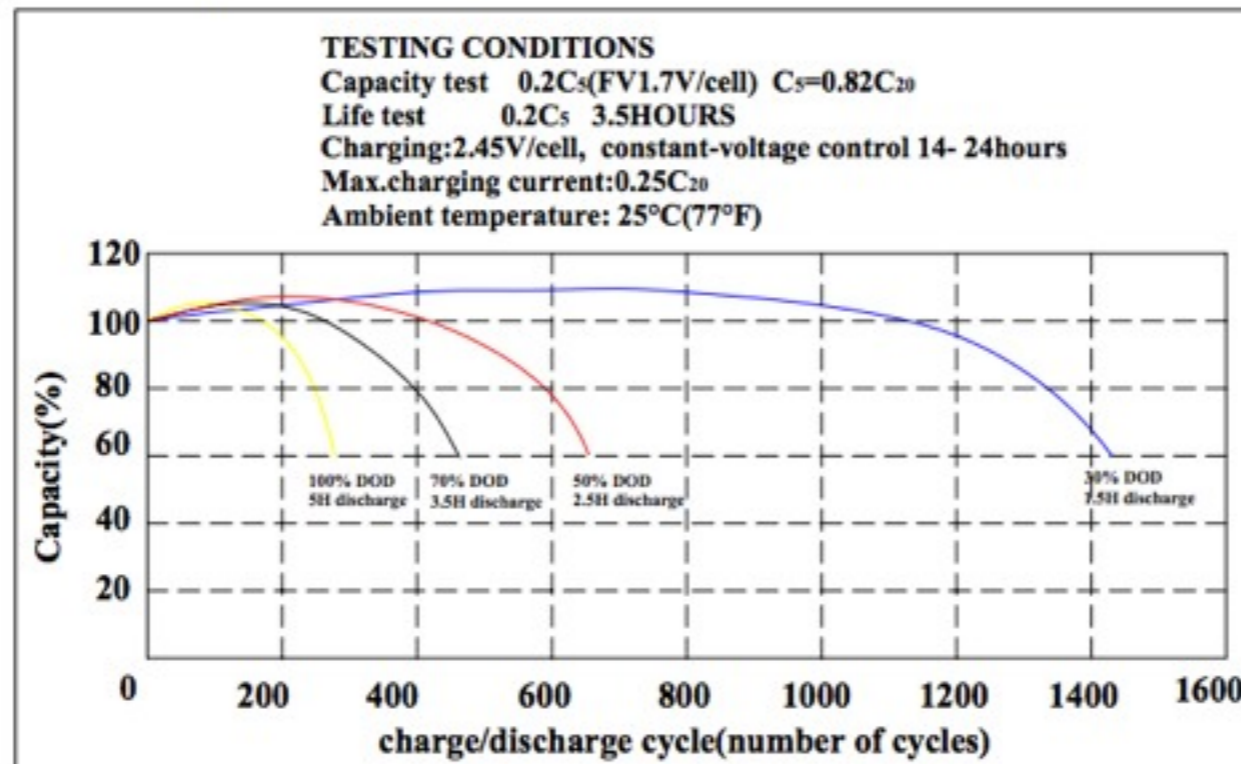
B = Deep Cycle Marine (HQ)
C = Golf Cart - Battery Store

- Economics of Stored Power (\$ / kWh, Daily Cost) Depends on Nightly Discharge and Battery Quality
- 20% Increase of Discharge Depth can DOUBLE the Operation Cost.!

Typical Battery

Fullriver Battery Manufacture Co.,Ltd.

■ Cycle life vs. Depth of discharge

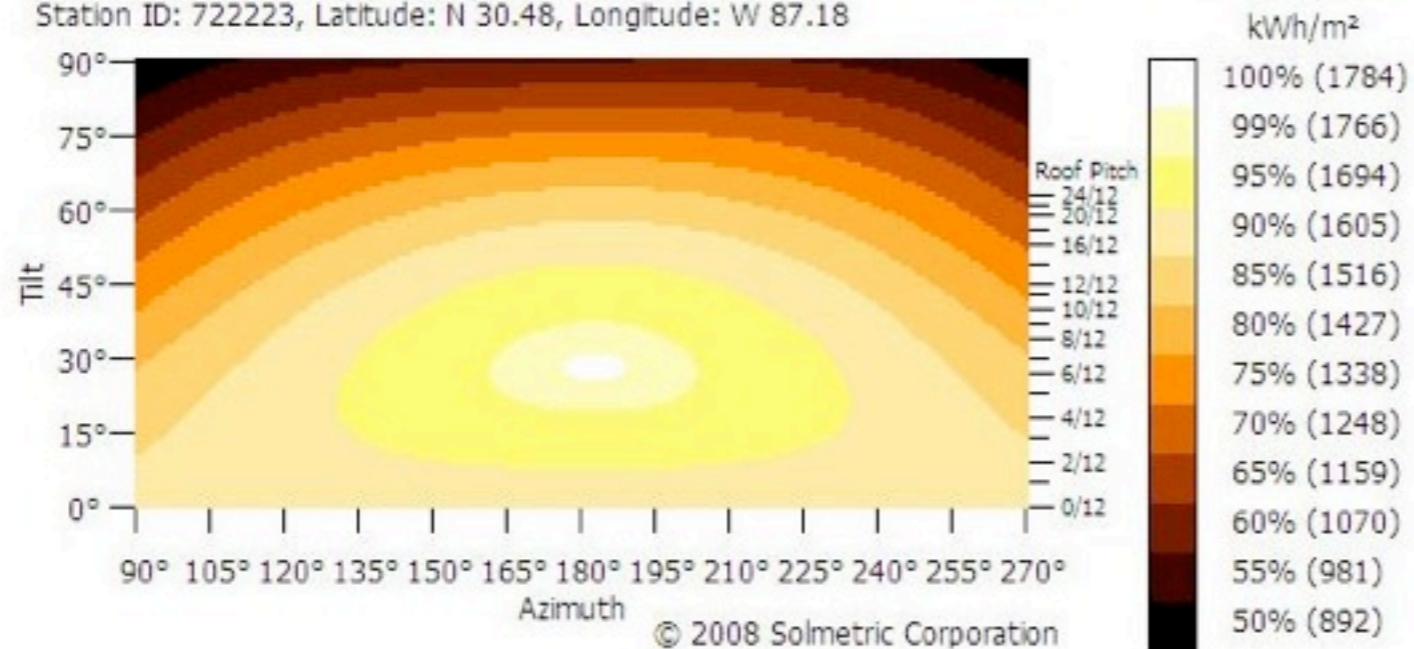


PENSACOLA REGIONAL AP


Annual Insolation as a Function of Panel Orientation

Location: PENSACOLA REGIONAL AP, FL Optimal Tilt=28°, Azimuth=183°, Insolation=1784 kWh/m²

Station ID: 722223, Latitude: N 30.48, Longitude: W 87.18



For this station, lookup the annual insolation and TOF (Tilt Orientation Factor) for any panel orientation [here](#).





WIRE HARNESS

For non Plus Units

Centralized Power Production * Not Sexy

*



Figure 2: Reactor No. 3 Spent Fuel Pool Area



Figure 3: Hydrogen Explosion at Reactor Fuel Pool No. 4
March 15, 2011




Source: Associated Press/NTV.



■ ■

50 watts

HERE COMES THE SUN



Doug Herrick



1312 East Cervantes Street
Pensacola, Florida 32501
www.sunfarmenergy.net

cell 850.554.1010
office 850.472.0341
doug@sunfarmenergy.net

Doug Herrick



1312 East Cervantes Street
Pensacola, Florida 32501
www.sunfarmenergy.net

cell 850.554.1010
office 850.472.0341
doug@sunfarmenergy.net

Doug Herrick



1312 East Cervantes Street
Pensacola, Florida 32501
www.sunfarmenergy.net

cell 850.554.1010
office 850.472.0341
doug@sunfarmenergy.net